



Camera

TEIA

USER GUIDE

WELCOME !

This guide includes all the information to make the most out of your Smart SPC Teia camera.

EN

GET AN SPC ACCOUNT

Free advantages just one click away.

Before going on reading this manual, we strongly recommend you visiting **www.spc-universe.com**, SO YOU CAN CREATE AN SPC ACCOUNT AND REGISTER YOUR PRODUCT.

By doing this, you will be able to get into SPC universe: an exclusive club where our clients can get incredible offers and discounts and also upgrade or renew their products.

Moreover, **having an account means free access to SPC services**: tablet and smartphone apps, technical support...

This is SPC. A universe in technology.

SPC IoT: “An app for your Smart Home products”

At SPC we believe in practicality and convenience, which is why we've worked hard to create a new app you can control ALL of your **SPC IoT** Smart Home devices from.

INTERACTION BETWEEN DIFFERENT DEVICES AND MORE FUNCTIONALITY

Via our SPC IoT app you'll be able to get your SPC IoT devices to interact creating conditionals.

Do you want your living room light to turn on when your camera detects movement?

Do you want your air conditioning to turn on when the temperature goes up in your room?

Do you want to change the TV channel by speaking to Alexa or Google home?

You'll be able to find out how to do this and a lot more in SPC IoT app's detailed manual.

Get access to technical support on our website **www.spc-universe.com** and download it!

One app for all SPC IOT products



© 2018 Smart Products Connection S.A.

BOX CONTENTS

- Teia Smart Wi-Fi Indoor 360° Camera
- USB Cable
- Power adaptor
- User Manual

CHARACTERISTICS and DESCRIPTION OF THE DEVICE

Smart surveillance camera that can be adapted to all types of surfaces and lets you:

- Watch it remotely
- Move the camera 360° with the Pan & Tilt feature
- Take photos
- Record videos
- Communicate thanks to bidirectional sound
- Detect sound and motion which can set off an alarm
- Night vision

All controllable by an app.

Model: **SKU. 6303B**

WI-FI CONNECTION:

2.4GHz Wi-Fi networks.

CAMERA AND VIDEO RECORDING:

Pan / Tilt. Standard: 720p.

Resolution: 1280 x 720.

Video recording.

Dual speaker.

10 m IR distance.

STORAGE AND CONNECTIVITY:

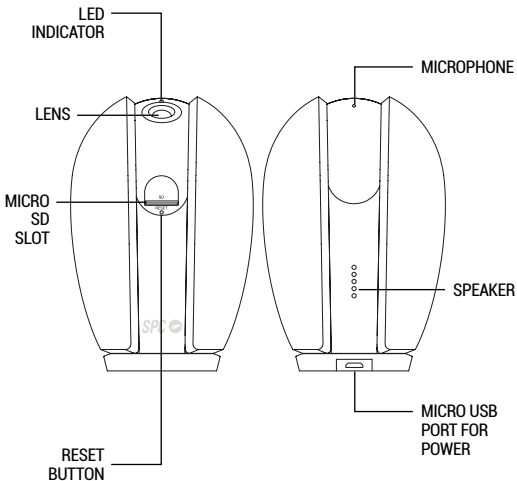
Maximum of 128 GB, by means of micro SD.

Cloud storage.

FIELD OF VIEW:

Diagonal of 360°.

LOCATION OF CONTROLS



USING THE SPC TEIA CAMERA

CONNECTING THE CAMERA

Plug the micro USB power supply chord into your SPC Teia camera.

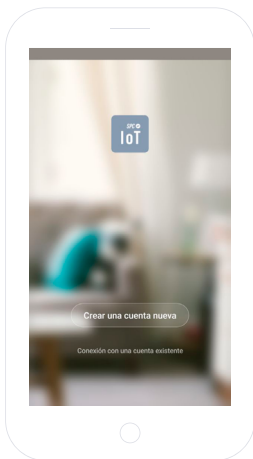
DOWNLOAD THE SPC IoT APP FROM THE APPLE STORE OR PLAY STORE

Look in the market for the **SPC IoT** app, download and install it. Or if you prefer, scan the QR code through which you'll access our website where you'll find the links to your market. Download and install the app.

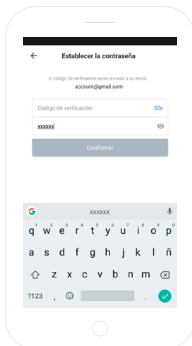
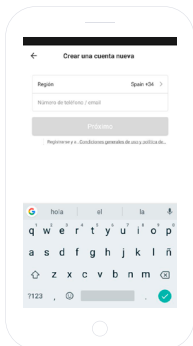


CREATE AN ACCOUNT

The first time you open the **SPC IoT** app, you'll have to create an account.

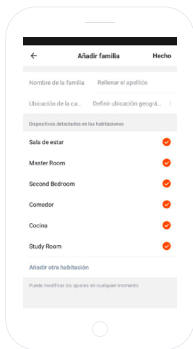
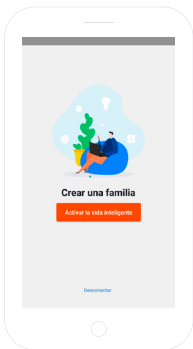


- Enter your geographical region and telephone number or e-mail address.
- You'll receive a security code by SMS or email (depending on the data you've provided). Enter it into the corresponding box.
- Enter a password that's between 6 and 20 characters which contains numbers and characters.



CREATE YOUR FAMILY AND THE ROOMS IN YOUR HOME

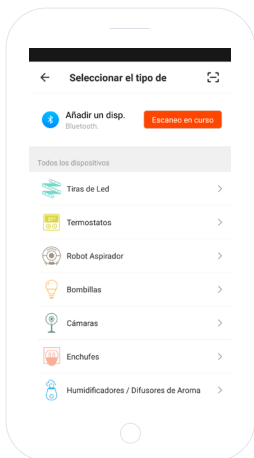
- Assign your family a name.
- Select the rooms you want to be visible.



ADD A DEVICE

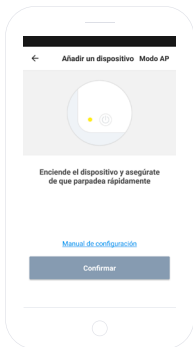
- Chose the type of product you want to add, in this case, **“Cameras”**.

EN

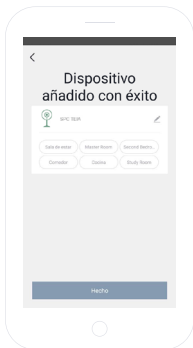
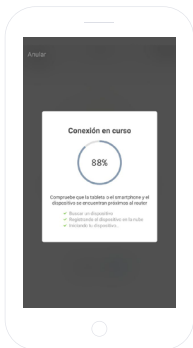


SYNC YOUR DEVICE WITH THE SPC IoT APP

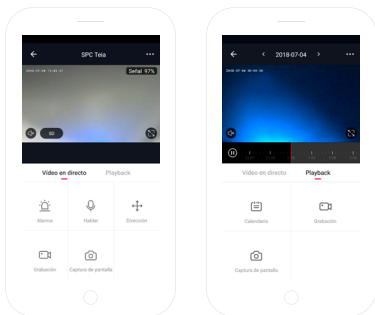
- In order for your camera to enter search mode: unplug it and then plug it in again. If the device does not enter search mode, hold the reset button for 5 seconds. The LED indicator will start to flash quickly (twice a second).
- Selection the **“Confirm”** option in the app.



- Enter the WIFI password for your house or select the network if you're not connected.
- You'll see a progress indicated showing a percentage, after a few seconds your camera will be added correctly. If you are unable to synchronise your camera repeat the process again.



Now you'll be able to access the controls and functions for the camera, even when you're away from home.



CONTROL PANEL

The features of the SPC Teia camera are shown below:

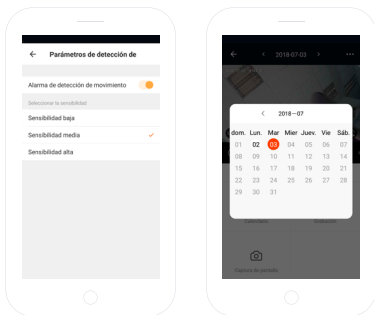
Live video:

- **Alarm:** Select the sensitivity of the motion detection
- **Speak:** Communicate by voice using the camera

- **Instructions:** Move the camera horizontally (Pan) or vertically (Tilt)
- **Recording:** Record onto the micro SD card
- **Screenshots:** Take a photo

Playback:

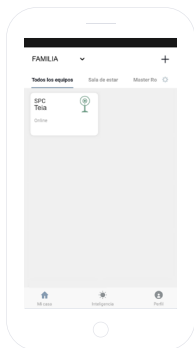
- **Calendar:** Playback previous recorded videos
- **Recording:** Record part of the pre-recorded video on the micro SD card
- **Screenshot:** Take a photo/snapshot of part of the pre-recorded video



SHARE THE DEVICE

If you want to share one of the **SPC IoT** devices with a family member:

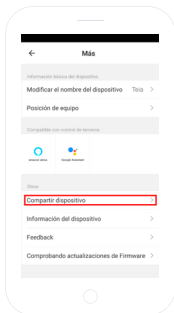
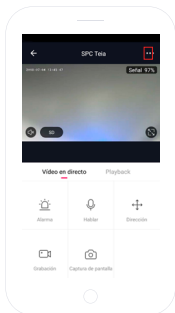
Go to the device you want to share's control panel from the added devices panel.



Select the option more settings and the options in the upper right hand corner of the control panel.

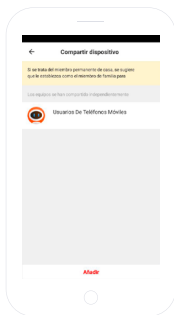
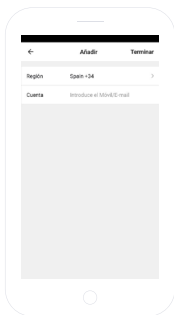
EN

Select the function **“Share device”**.





Enter the telephone number or email account of the person you want to share the device with.



MINIMUM REQUIREMENTS:

To use the service from a smartphone, tablet or iPad, the minimum requirements are as follows:

- Android 4.0 or higher
- iOS8.02 or higher

Copyright © 2018 SPC

www.spc-universe.com

The information that this guide contains cannot be transmitted, played or distributed in any case without the written authorization of SPC.

COMERCIAL BRANDNAMES

SPC is a registered brandname of **Smart Products Connection S.A.**

NOTE: SPC reserves the right to modify at any time the information in this guide, which was developed with the greatest care, although all the information and recommendations contained here do not constitute any type of guarantee whatsoever.



spc-universe.com

